



District Report Card: 2017


State: Odisha	District: Gajapati
Class: 5	Subject: Language
Schools: 41	Students: 999


Participation/Coverage


Students

<div>GENDER</div> <div></div>	Boys		Girls	
	Number	%	Number	%
	470	47.05	529	52.95

<div>AREA</div> <div></div>	Rural		Urban	
	Number	%	Number	%
	958	95.90	41	4.10

<div>CATEGORY</div> <div></div>	SC		ST		OBC		GEN	
	Number	%	Number	%	Number	%	Number	%
	42	4.20	785	78.58	163	16.32	9	0.90

<div>CWSN</div> <div></div>	LD	VI	HI	S&LD	ID	Oth
	1	0	0	0	0	0

<div>Management</div> <div></div>	Government		Government-aided	
	Number	%	Number	%
	969	97.00	30	3.00

Average Performance of Students in Language (%)

Overall	Gender		Area		Management		Social Group			
	Male	Female	Rural	Urban	Govt.	Aided	SC	ST	OBC	GEN
45.15	45.93	44.45	45.73	31.38	44.74	58.22	50.32	44.41	46.71	57.04

Performance on Learning Outcomes (LOs)

Learning Outcomes	Description	Average Performance(%)
L504	Reads and comprehends independently storybooks, news items/ headlines, advertisements etc.	43.98
L508	Reads text with comprehension, locates details and sequence of events	45.73

Range of Performance of Students who Answered Correctly							
Below 30%		30% - 50%		50% - 75%		Above 75%	
Number	%	Number	%	Number	%	Number	%
242	24.22	357	35.74	312	31.23	88	8.81

Lowest Performing Learning Outcomes (LOs)

- 1 - Reads and comprehends independently storybooks, news items/ headlines, advertisements etc. (43.98)
- 2 - Reads text with comprehension, locates details and sequence of events (45.73)